

Become an online marketing professional with LIQUI MOLY

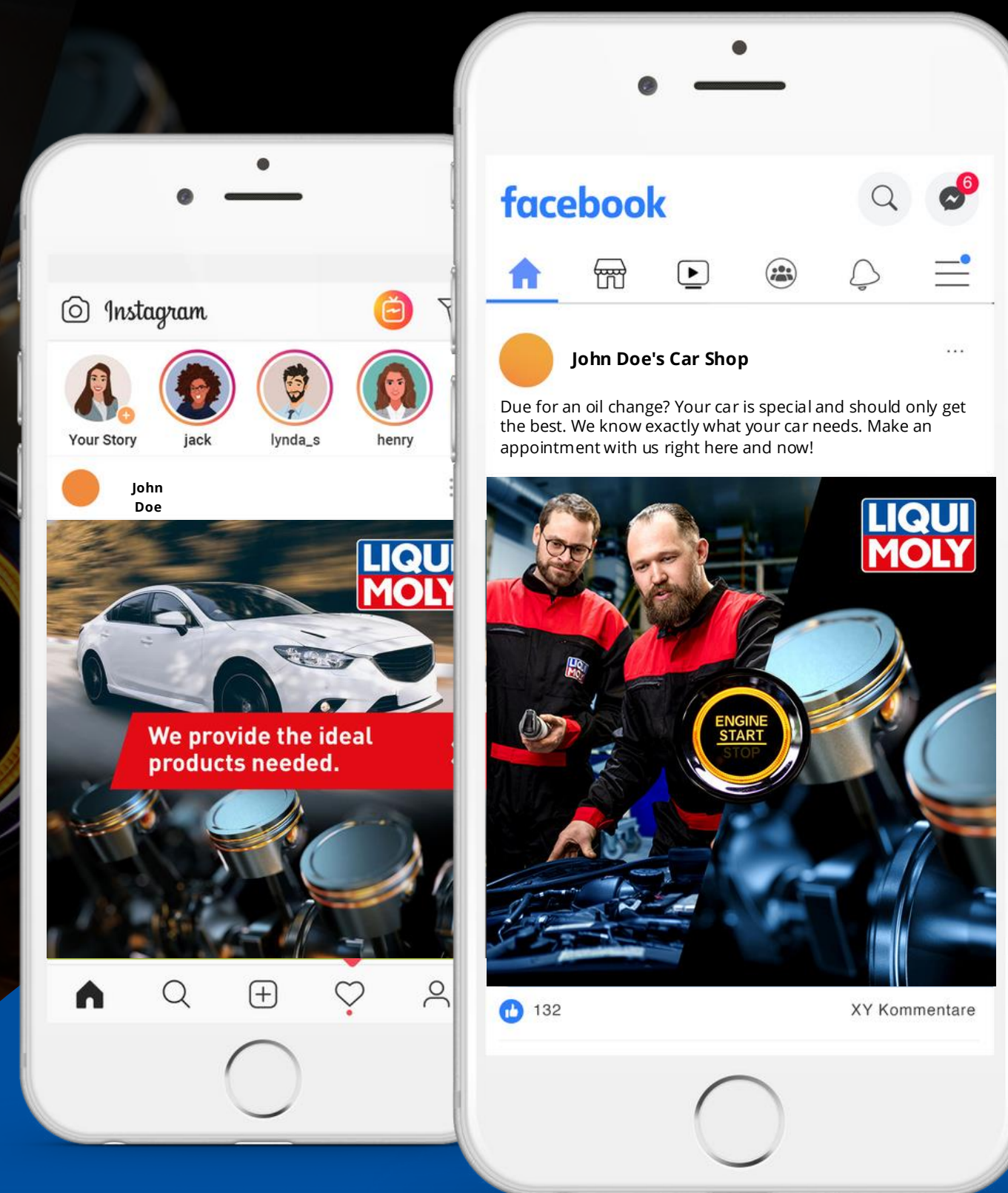
Campaign with landing page

Secure additional orders and satisfied customers

With our campaigns we provide you with all the required tools you need through Social Media, to convince your customers of the benefits of your workshop. This way you will be able to receive more appointment requests as well as more chances of additional lucrative business.

Benefit from our campaigns and register for free.

Participation free of charge!





About your benefits

- Professional Online and Social Media Marketing.
- Target group oriented advertisement in your area.
- LIQUI MOLY will give you a one time \$80 advertising budget for Facebook / Instagram and Google display advertisements.
- Technical support during the campaign available when necessary.
- Everything at no cost to you.

More information: https://liqui-moly.to/onlinemarketing_liquimoly_us

You can reach your local target group via:

- f Facebook** – (Content calendar)
- Instagram** – (Content calendar)
- Google Display**
- Landingpage**

Create an account and participate!

Participation for new customers

Register now and create a merchant account quickly and easily through the links provided for each campaign.



Register now and participate!

Participation for platform users

Users who are already registered can log in to the platform with their account:

<https://app.socialpals.de>



All they need to do is enter the invitation code and confirm the content calendar.

**Any questions?
Contact us!**

socialPALS GmbH
info@socialpals.de
www.socialpals.de

Oshane Gordon
oshane.gordon@socialpals.de
+49 (0) 8024-9016282

Customer Service Team
EST 2 PM - 8 PM
PST 11 AM - 5 PM
(838) 384-8852
(813) 344-4019

You can find **more contacts** in our **dealer help area**.

Set up a socialPALS account just 10 minutes

You register once on the socialPALS platform and create your own free account in just four steps. Participants from past campaigns should enter the invitation code (see last page) and just confirm the content calendar.



After completing registration, you can see the campaign in your personal dashboard and start it with just one click.

Registration on the socialPALS platform

1. enter company data

Company Information

Company * VAT Number * Currency *
Legal company name

Store Name *
The name that your store is called (limited to 25 characters)

Address * Number *
Zip code * City *

Country * Sector *

In what language do you communicate with your Facebook fans?
Deutsch

Address additional information

2. specify contact person

Contact Information

Title * First name *

Last name *

Email *

Prefix * Telephone *

Prefix * Telephone *

Customer Data
(for Newsletter, Raffle and Product Tester Data)

☒ I am the contact person for customer data

☐ Send customer data to:

Previous Next

3. enter info, Facebook link*

Google Integration

Google Ads
socialPALS will create an Account for you so you can start using Google Ads

☒ Start promoting with Google Ads

Facebook & Instagram Integration

Connect Your Accounts
Manage and publish posts for Instagram and Facebook directly on the socialPALS platform!

☐ I do not have a Facebook Page

LinkedIn Integration

Connect your LinkedIn account
Manage and publish LinkedIn posts directly on the socialPALS platform!

Social Links

Navigate into your social network profile page, and copy the address from the browser, paste it on each specific field below.

Website *
Twitter username *
Instagram username *
Blog URL *
Other *

Mailing

Privacy Policy Link *
☐ Do you like to offer a newsletter to the participants of the campaign?

4. upload logo

Logo

Please ensure your logo is up to date. If you wish to change your main logo, please upload it below.

1:1 Aspect Ratio 4:1 Aspect Ratio

Drag & drop or click here to upload your logo image.
The following file types are supported, up to a maximum of 10485760. PNG, JPG

Unsupported Logo Files



socialPALS customer support

• Live Chat • Email • Phone



Oil change

Secure additional oil change orders and satisfied customers! With our oil change campaign, we provide you with the complete toolkit to precisely target your customers on social media, convincing them of the benefits of regular oil changes. This way, you'll receive more appointment inquiries and more opportunities for lucrative additional business.

Communication period: February 16, 2026 – March 29, 2026

- Don't you have a socialPALS account yet? [Sign up now](#)
- You already have a socialPALS account? [Log in now](#)
- Code: oil26-1



Additives

Struggling with rough engine performance, power loss, or increased fuel consumption? We've got the solution! Boost your sales and keep your customers satisfied with our Additive Campaign! We provide you with the perfect tools to showcase the benefits of our products on social media—helping you attract more customers and drive profitable additional business. Don't miss out on this opportunity!

Communication period: April 20, 2026 - May 31, 2026

- Don't you have a socialPALS account yet? [Sign up now](#)
- You already have a socialPALS account? [Log in now](#)
- Code: add26-1



Additives

Struggling with rough engine performance, power loss, or increased fuel consumption? We've got the solution! Boost your sales and keep your customers satisfied with our Additive Campaign! We provide you with the perfect tools to showcase the benefits of our products on social media—helping you attract more customers and drive profitable additional business. Don't miss out on this opportunity!

Communication period: August 31, 2026 - October 11, 2026

- Don't you have a socialPALS account yet? [Sign up now](#)
- You already have a socialPALS account? [Log in now](#)
- Code: add26-2



Oil change

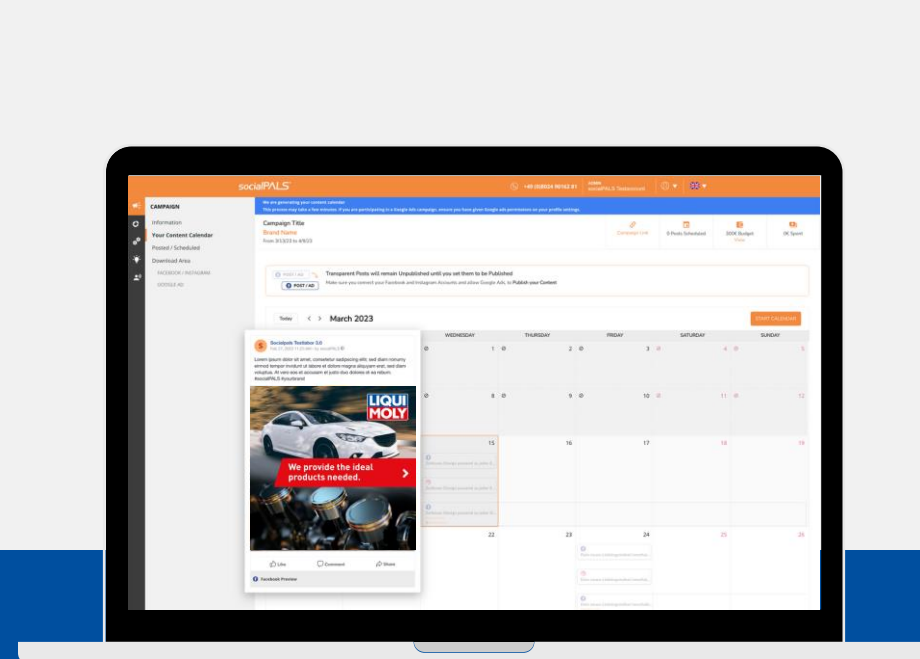
Secure additional oil change orders and satisfied customers! With our oil change campaign, we provide you with the complete toolkit to precisely target your customers on social media, convincing them of the benefits of regular oil changes. This way, you'll receive more appointment inquiries and more opportunities for lucrative additional business.

Communication period: October 26, 2026 - December 6, 2026

- Don't you have a socialPALS account yet? [Sign up now](#)
- You already have a socialPALS account? [Log in now](#)
- Code: oil26-2

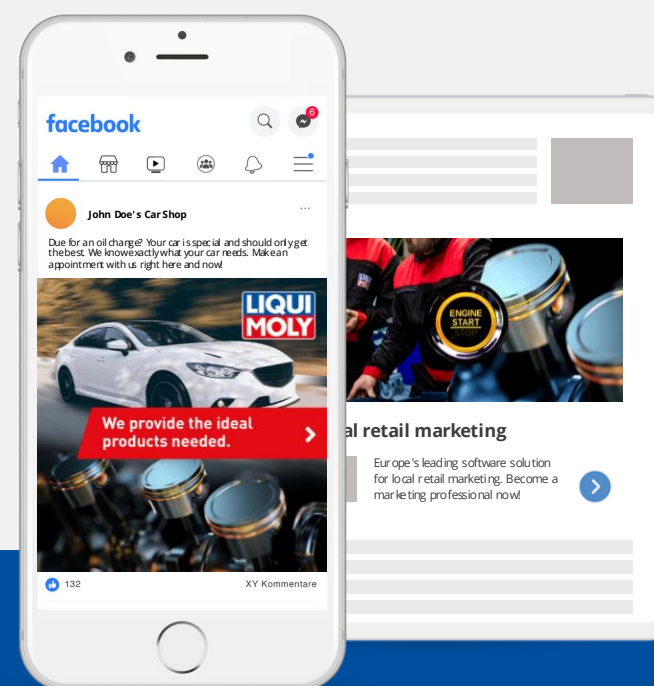
Your communication package at a glance

A socialPALS campaign allows you to reach numerous interested customers directly in your local area!



1. content calendar

Step 1: socialPALS takes care of the set-up. You can confirm the completed content calendar with just one click or reschedule or customize it with just a few clicks.



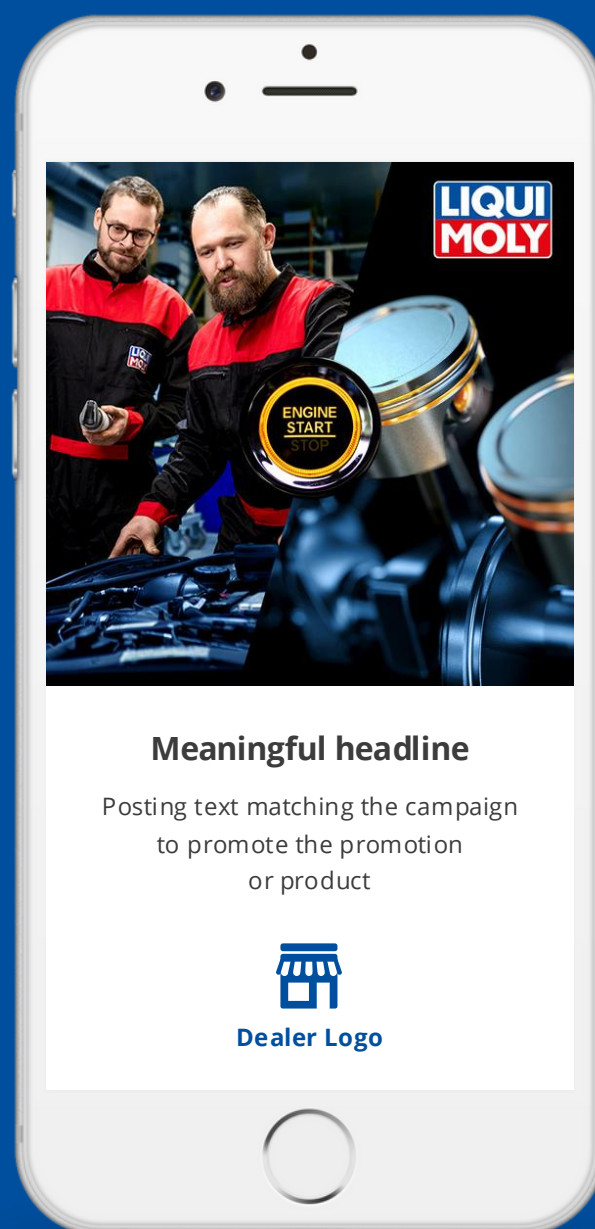
2. social media posts & ads

Step 2: The brand messages are automatically posted on your social media profiles at the scheduled times. (Currently: LinkedIn, Google Ads, Facebook and Instagram)



3. landing page

Step 3: A customized landing page showcases your logo, includes an easy-to-use contact form, and features a Google Maps snippet that directs users to your specialty shop.



Little effort – lots of success!

socialPALS lightens the load for dealers and turns them into local marketing professionals



One-time registration (time required: approx. 10 mins)



Campaign materials provided by **LIQUI MOLY**



Campaign participation in just one click



Free online advertising budget from **LIQUI MOLY**



Local targeting reaches target groups near the location.



Customized landing page leads customers to specialist shops



Personal socialPALS Support

(838) 384-8852 or (813) 344-4019

(available Monday - Friday 11 AM - 5 PM US East Coast, 2 PM - 8 PM PST)

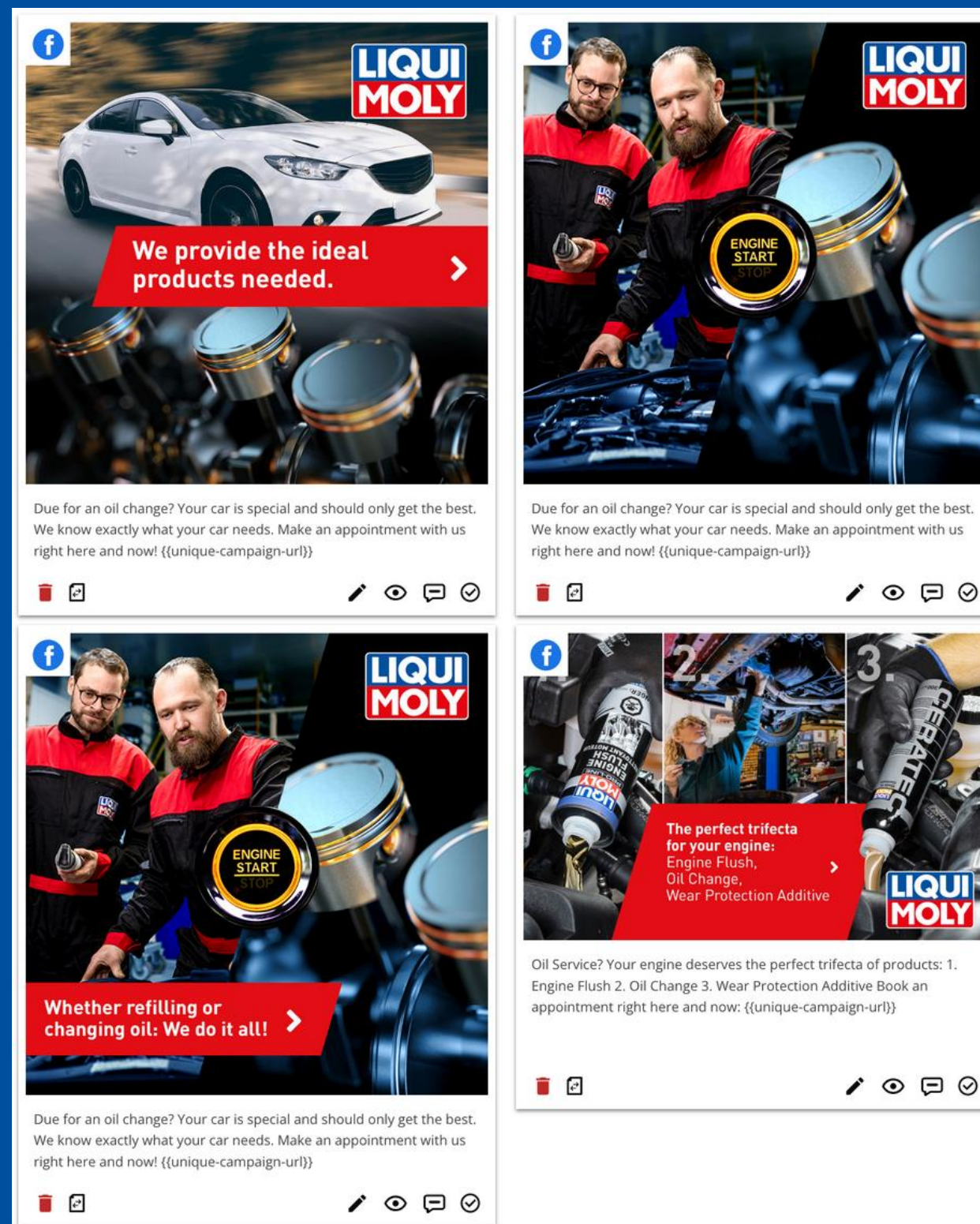
or via mail to: oshane.gordon@socialpals.de

The posts and ads

In the campaign, you'll discover pre-made posts and ads tailored for Facebook, Instagram, LinkedIn, and Google Display.

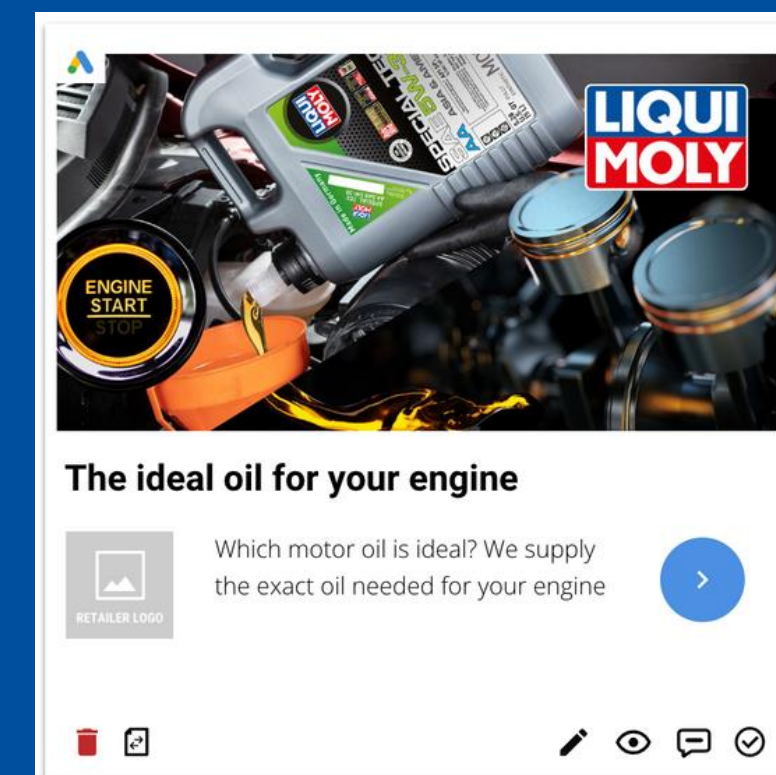
These posts and ads are shared through your personal social media channels. You have the option to adjust the text as you like, but the images are predetermined by the manufacturer and cannot be altered.

The ads are targeted to appear within your local area to reach the local target group.



Facebook / Instagram

Google Ads

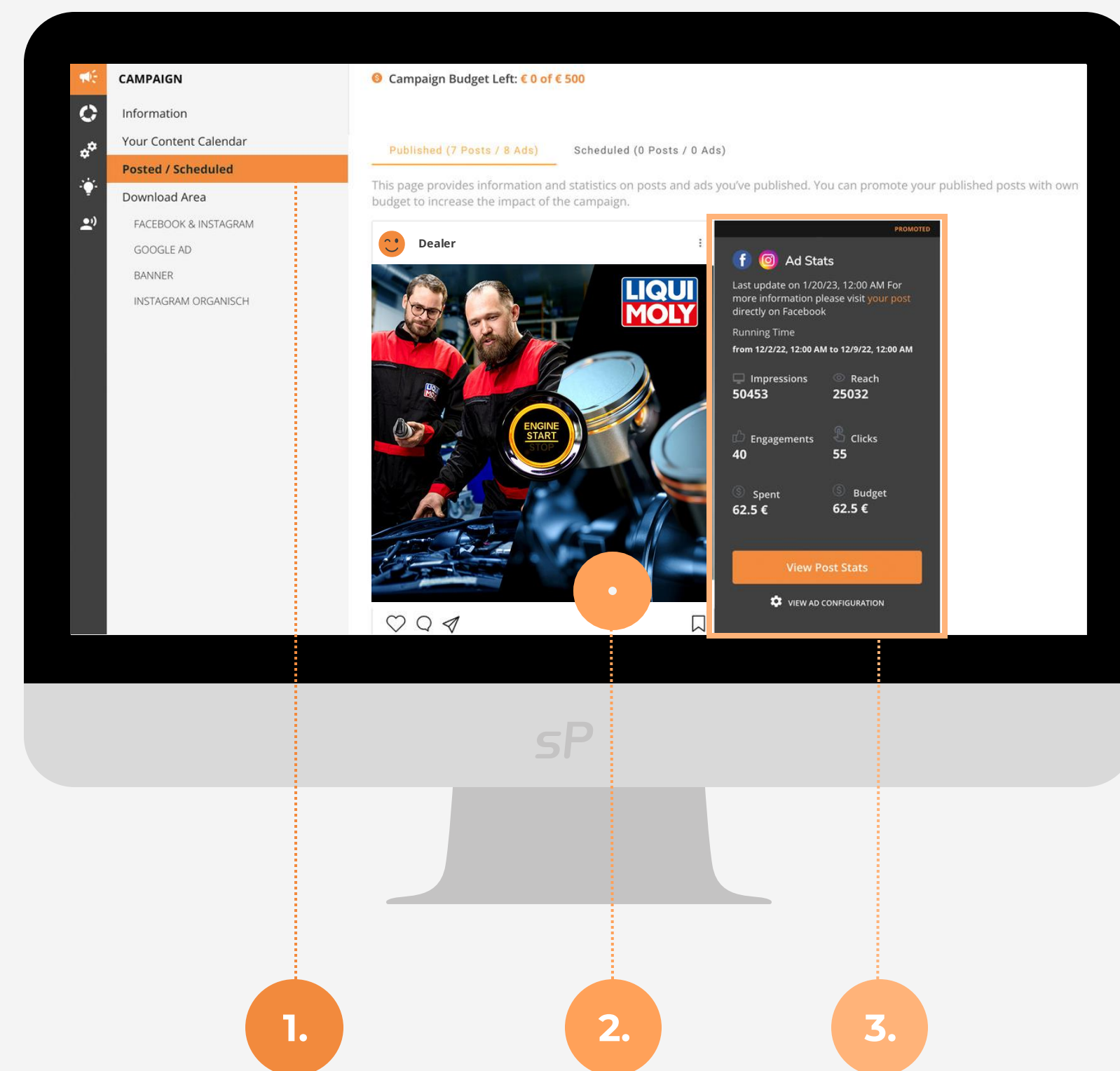


Expand your local marketing reach

Follow these steps to view the reporting of current or past campaigns:

1. Click on "Posted / Scheduled" in the main menu on the left. Here you will find all posts via the channels of the selected campaign.
2. On the right-hand side, you will find the results of the individual posts. The metrics or KPIs include impressions, reach, engagement, clicks and the budget per post. An explanation of these KPIs can be found on the page after next.
3. You see the complete results of the posts.

Hopefully this will help you monitor and analyze your campaigns!
If you have any further questions, the socialPALS support team will be happy to help you.



Explanation Google & Meta

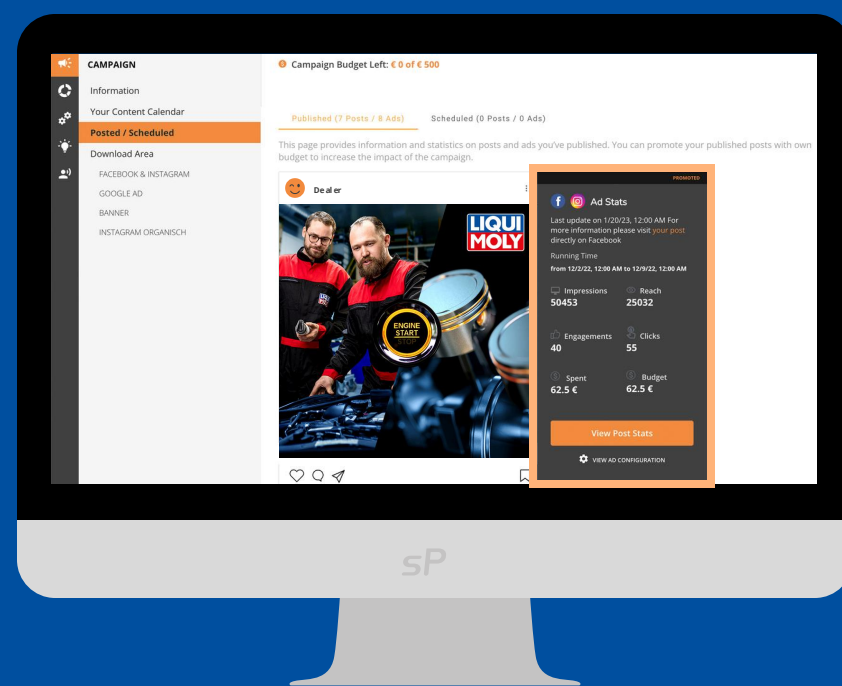
Facebook / Instagram Ads	An advertisement supported by a Facebook/Instagram advertising budget is also labeled as a "Sponsored Post."
Google Display Ads	Display advertisements in the form of banners across the entire Google network (over 2 million websites and apps).



Note:

If you are asked by **Meta (Facebook or Instagram)** after logging in to choose between a **subscription** or a free version with advertising, we do **NOT** recommend taking the subscription.

If you decide against the advertising with the subscription, you can no longer place any advertising yourself. Also, there must not be an admin on a company page who has decided in favour of the subscription.

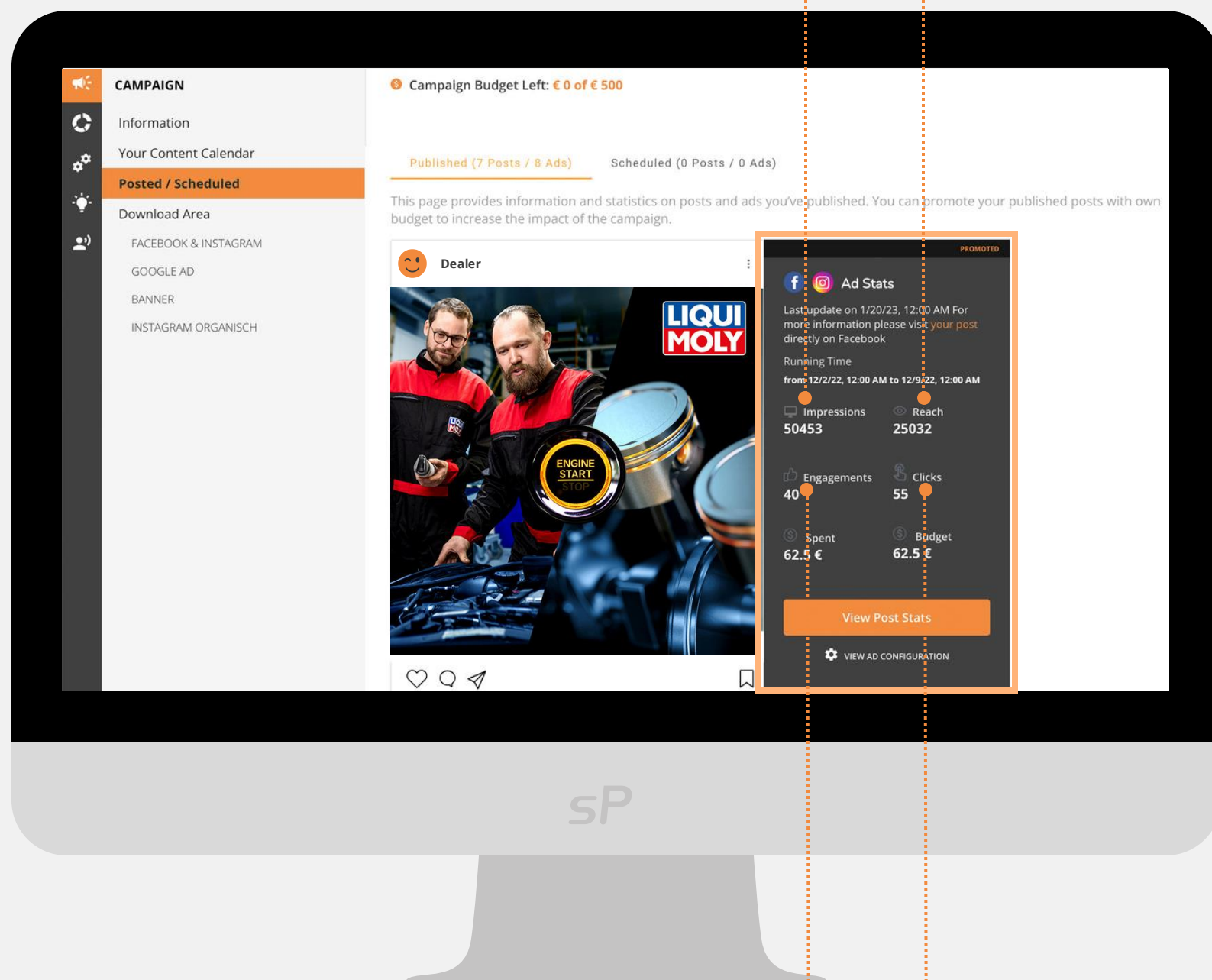


1.

2.

3.

4.



Platform key figures

KPIs:

1. Impressions	Impressions are the number of views or ad impressions of a particular ad
2. Reach	Number of users who can see or access the contributions / postings in their feed
3. Engagements	Interaction and reactions that posts, videos or ads receive from users (likes, shares, comments)
4. Clicks	Number of times ads has been clicked on

Use additional advertising budget

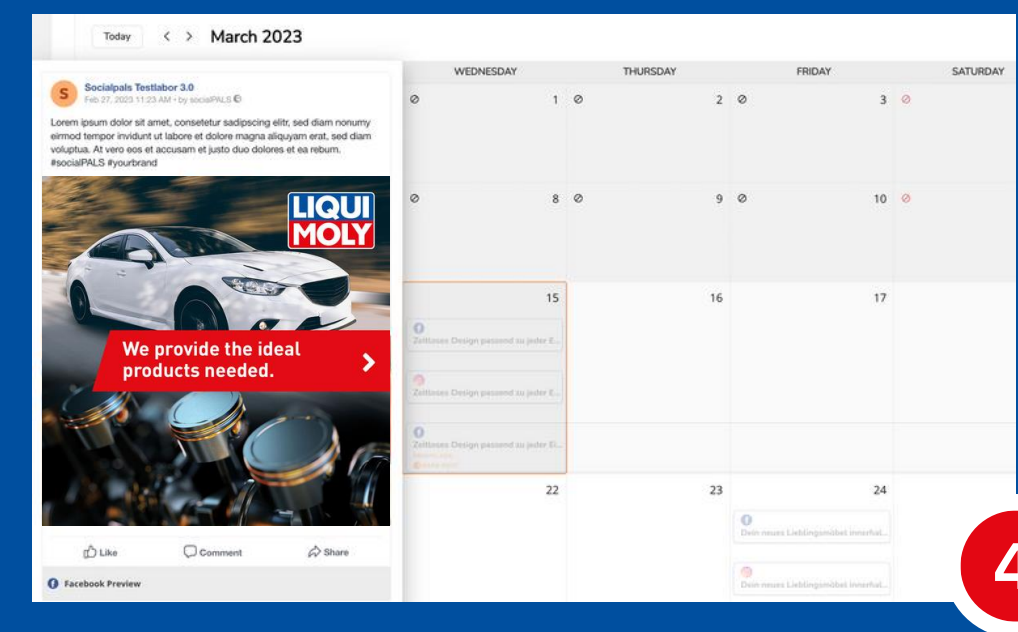
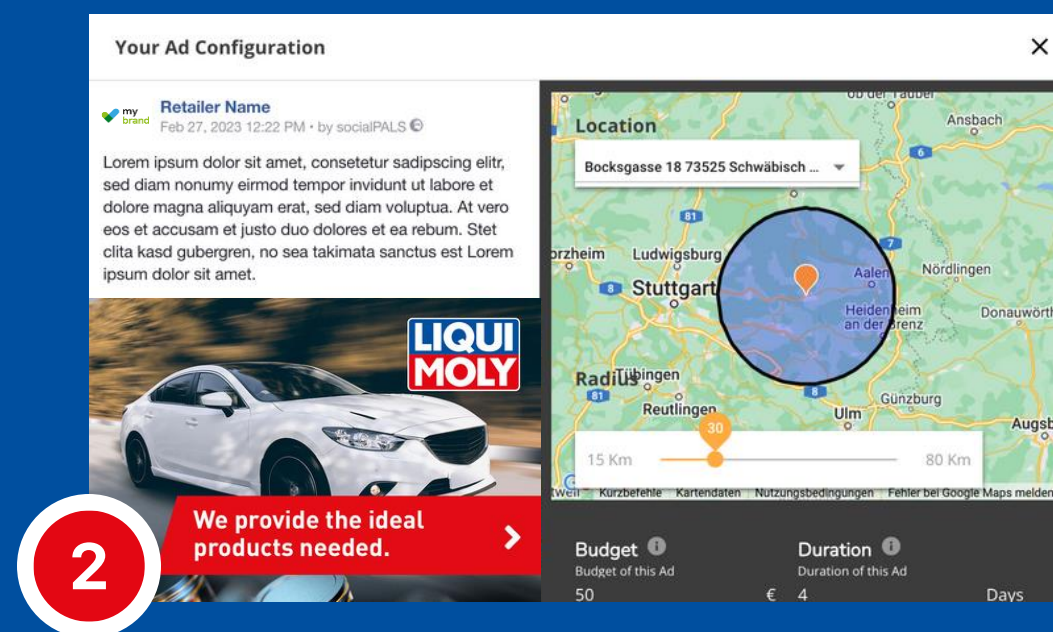
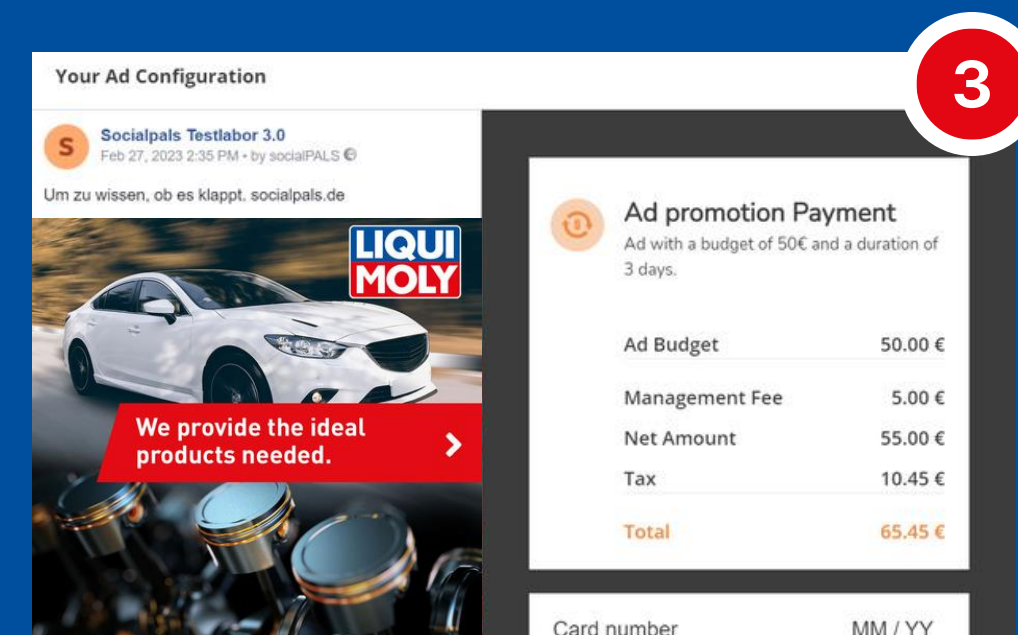
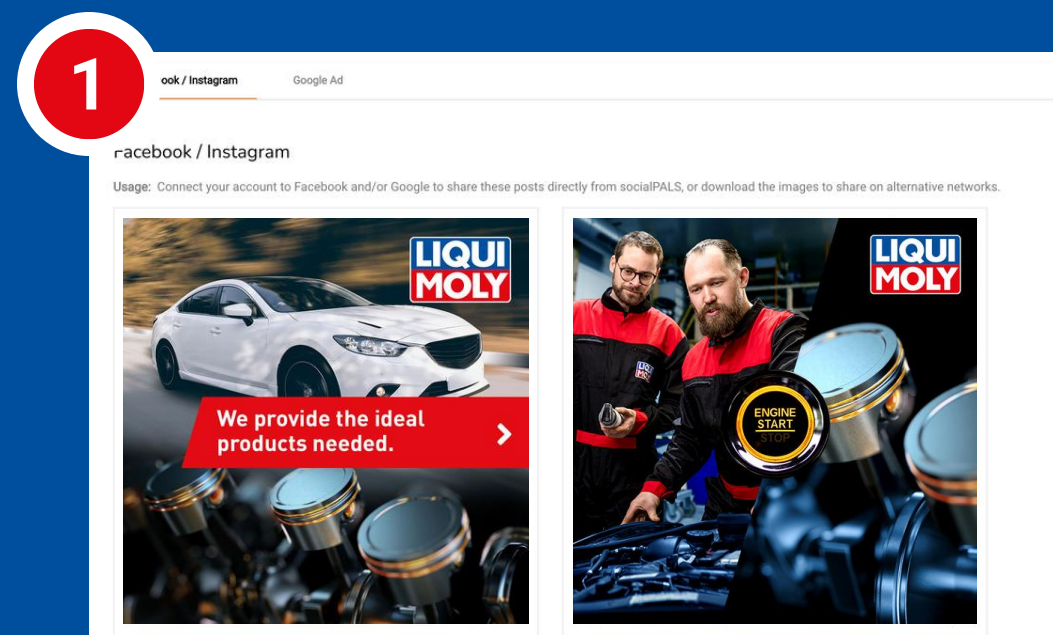
1 Select the desired combination of motif / advertising channel in the download area and "Add budget".

2 Set individual parameters (budget*, start, duration and radius) for the ad.

*Advertising budget + 10% management fee

3 Pay securely and easily by credit card using the 3D Secure process.

4 The ad will be published automatically at the scheduled time. All key figures can be viewed in the socialPALS dashboard.



FAQ – Frequently asked question

Am I able to modify the text of the posts and possibly include additional hashtags?

You can change the posts within the platform. If you have a different customer approach as standard on your social media channels, this can be easily customized. You can also add more hashtags or remove the suggested hashtags.

Why can't I link to my own landing page?

You can customize the text and the URL to the campaign landing page for organic posts yourself. Within the ads supported by **Liqui Moly**, you cannot change the URL by default. If you would like to link to your own website in ads, please send us a request. This requires a dedicated campaign landing page for the campaign.

Why can't I replace or add images?

Unfortunately, images cannot be exchanged via socialPALS. The images are predefined by **Liqui Moly** - however, you can find further post suggestions within the content area and schedule them additionally.

Can I change the date of individual posts?

You can change the order of the suggested posts in the content calendar before the campaign starts - within the campaign period. You can also drag and drop the posts and deactivate posts.

Where can I find the evaluation of the performance of my posts via socialPALS?

Under "Published/Planned" you can easily view the performance (e.g. impressions, likes, reach) of your posts and ads.

I need support in using the platform. Who can I contact?

You can reach the socialPALS support team at +49 8024 9016281. The team can help with all questions relating to the platform.

